



ShopPro

CNC plasma and oxyfuel cutting machine
Built for tough environments

 **KOIKE**

Your cutting needs – achieved.



The ShopPro

The ShopPro is a high performance cutting system, offering premium features in a package compact enough to fit in to any metal fabricators.

Ruggedly built, the ShopPro has the same reliability and accuracy found with all KOIKE cutting systems.

The ShopPro was developed with the help of feedback of fabricators and metal workers, who demanded a robust feature set at a reasonable price.

The machine is equipped with Windows® based FlashCut CNC with 21" Panel PC, offering easy and intuitive operation. With integrated CAD/CAM function and Wi-Fi/LAN support, flexible and efficient production can be realized.



Advanced controller with intuitive operation

ShopPro is equipped with 21" multi-touch screen with KOIKE configured FlashCut CNC Pro ver.9 control system. The large display with informative ergonomic user interface enables intuitive operation.

The operation of the machine is simple and can be mastered with minimal hours of training.

■ Flowing operation from CAD to CNC cutting

2D CAD, CAM and CUT is done in one software program with easy step-by-step single flow operation.

■ Automatic setting of cutting parameters

Just by selecting plate material and thickness, all cutting related parameters, including cutting speed, arc voltage setting, lead-in/out method, are loaded automatically.

■ Integrated pattern shapes

Parts can be created quickly by entering dimensions to a preset pattern shape. 29 Most-used shapes are available in the library.

■ True shape nesting

True shape nesting allows effortless placement of parts onto a set size of a plate. Parts are rotated and puzzled automatically for optimal use of the material.

■ Network-ready

The controller is equipped with Wi-Fi and LAN port. By connecting to network or internet, data can be imported directly to the controller from your network or cloud server.

■ Free 2nd software license

ShopPro is delivered with a free 2nd software license that can be installed to a Windows 64 bit PC. This allows CAD and nesting data to be created by office PC and ShopPro to concentrate in production.

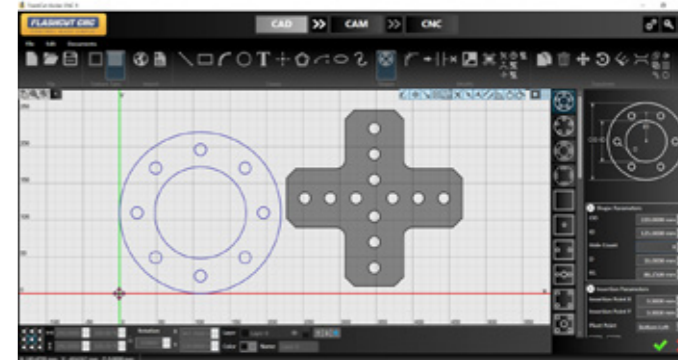
■ Multi-language support

English, German, Dutch, French, Italian, Spanish, Portuguese and Japanese can be selected as display language. Contact KOIKE for the latest list of available languages.

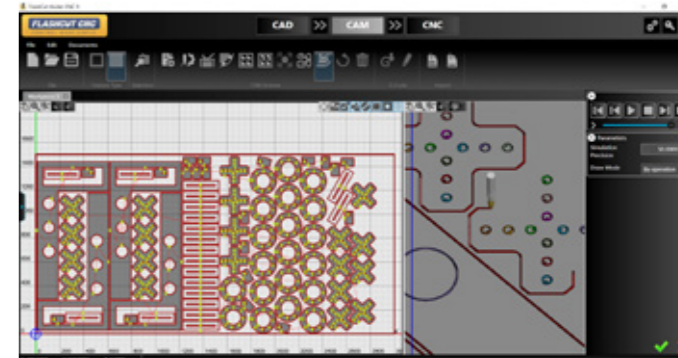
■ Other software features

- DXF/DWG import and DXF export
- Image import for silhouette cutting
- Text into cutting shape with True Type font support
- Bridge cutting with adjustable tab placement
- Customizable lead-in, lead-out rules
- Commonly used plate list
- Automatic lead-in on restart
- Dynamic THC ON/OFF
- Dry run / run NC code line by line / forward / backwards
- Cutting operation progress meter
- THC performance history chart
- Automatic kerf compensation with kerf crossing detection
- Assign different operations to each part
- Plate alignment by laser pointer
- Advanced small hole processing

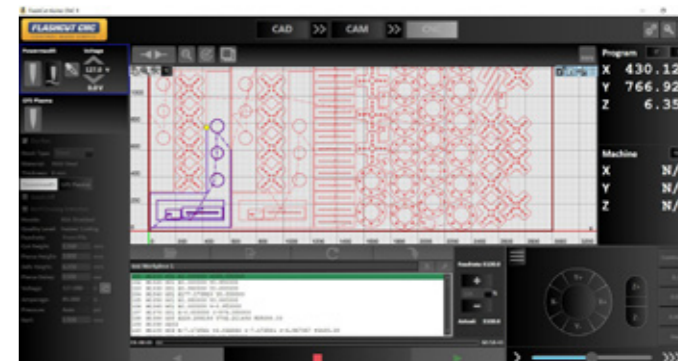
... and much more. Contact Koike for a full list of features.



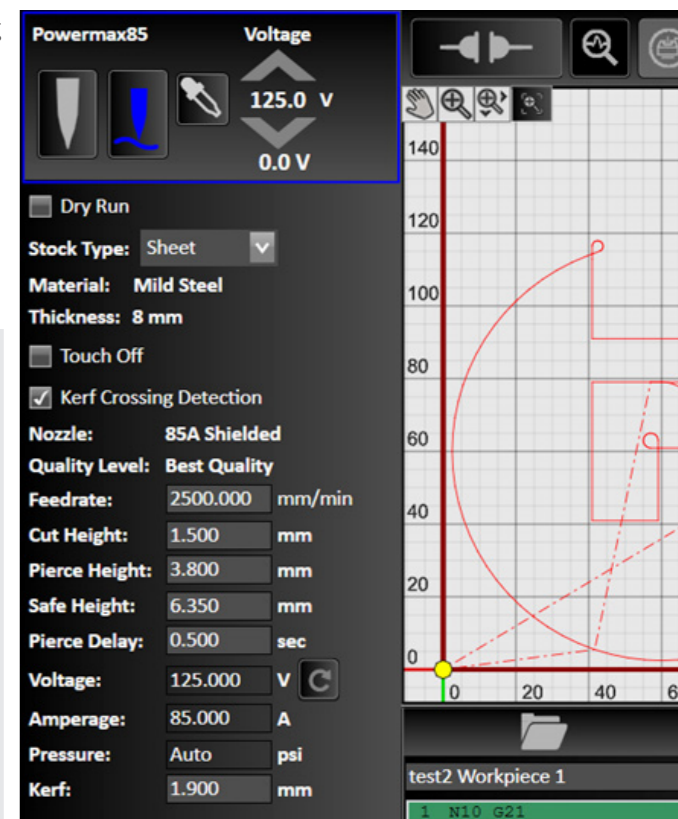
Pattern shape is a simple and fast way to create shapes



True shape nesting allows optimal use of a plate




Comprehensive CNC operation display




Pre-installed plasma cutting parameters

1 Dual drive with precision linear bearing and helical gear rack



Strong NEMA-34 stepper motors are used for all X, Y1, Y2 and Z axis. All axis are equipped with high precision low backlash planetary gearboxes, operated through AGMA 12 grade helical rack and 50.8mm large pinions. Machine travels on precision ground linear bearing in smooth and accurate motion. (Motor cover removed for photo)

2 Hybrid Initial Height Sensing (IHS) system with collision protection



Ohmic sensor(*) and collision detection system works together, providing the highest level of reliability to Initial Height Sensing. * This feature is available for plasma systems equipped with ohmic sensing.


Torch holder is equipped with magnetic torch breakaway system to protect the torch in case of torch collision.

3 Emergency stop button



E-Stop buttons located on each saddle and control panel to quickly and safely shut off machine motion and cutting process.

4 Rigidly welded cutting table construction with forklift inserts



A welded, ruggedly built table frame. The extra thick steel component not only provides long lasting durability, but also contributes to stability during ShopPro's high-speed cutting operation.

With designated forklift insert, installation and relocation are easily done.

5 Laser spot

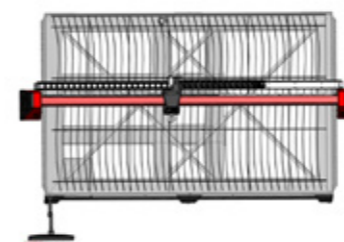


Makes positioning of the machine easy and quick. Laser spot is also used as reference point for plate rotation alignment.



6 Deep separated water pan with curved slats

Extra deep, 832L capacity water pan for longer cleaning cycle. Wide access area makes loading/unloading of plates easy. Curved slats extend the life of the slat by not allowing the cutting process to ruin the slat in one pass.



7 Steel-made beam and saddles

Fabricated steel gantry design allows for wider cutting width's and shorter cutting lengths. Steel-made saddle and beam are designed for heavy-duty cutting needs.





Long lasting productivity

ShopPro is designed to provide maximum productivity and rigidly manufactured for long service life.

■ Wide table access

3m-wide access to the cutting table allows easy loading of plates from the front of the table. Longitudinal slat design allows plate to be loaded easily by sliding on to the table.

■ Space saving

Short and wide design allows machine to be installed against a wall, saving valuable floor space.

■ Rigidly welded cutting table frame structure

Frame of the cutting table is fully welded. The heavy-duty design provides stable cutting and extended service life.

■ Wide range of cutting thicknesses

50mm maximum cutting thickness combined with the oxyfuel torch option.

■ 25.4m/min maximum rapid travel speed

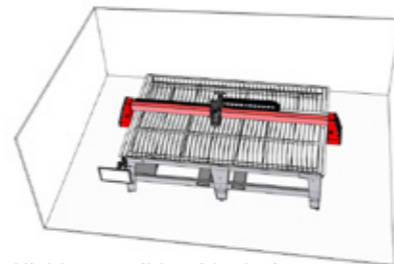
Thanks to the powerful hardware, the machine quickly travels between each cut, reducing total cycle time and increasing production.

■ Selectable plasma power source

ShopPro can be equipped with various air plasma power sources. Please contact KOIKE for details.



Up to 50mm cutting thickness (oxyfuel)



Highly accessible wide design



Rigidly welded cutting table frame

Options

■ Oxyfuel torch

Extends ShopPro's mild steel cutting capability upto 50mm thickness by simple swapping with plasma torch. Equipped with 3x solenoid valves for cutting oxygen, preheat oxygen and fuel gas. Solenoid valves are automatically controlled by CNC during cutting, providing repetitive cutting results and ease of operation. The oxyfuel torch can be parked on the backside of the torch carriage when not in use.

■ Pneumatic scribe assembly

An engraving marking tool for marking text, layout lines, bend lines and drilling locations. Scribe process parameters are pre loaded in the CNC controller. Patent pending ohmic contact detects the plate automatically to set the tool to precise marking depths. When marking process is selected in the CNC, a pause between marking and cutting is executed, allowed for easy swap of tools between processes.

■ Dwindraft plenum table

Bolt on design fume extraction hood, mounted to the backside of the cutting table. This option allows extra removal of fume during plasma cutting. It includes two connection holes to be connected to the fume exhaust system.

Not available for oxyfuel cutting.

*Table coverage of 90% required for efficient fume extraction.

■ Water additive


Water table additive to prevent bacterial growth in water table. Also has rust inhibitor to minimize rust in the table, slats and on plate surfaces and parts. Contact KOIKE for details.

■ Exhaust filter system

KOIKE offers various filter systems for the dwindraft plenum table option. The exhaust system removes dust from the plasma cutting process. Check local regulation about the necessity of filter system.



Oxyfuel torch option



Pneumatic scribe assembly



Dwindraft plenum table

Basic specifications

Effective cutting width	3000 mm
Effective cutting lengths	1500 mm
Maximum travel speed	25.4 m/min
Table dimensions	3900 x 2140 x 1430 mm
Table type	Welded frame with water pan insert
Machine weight	1590 kg
CNC controller	FlashCut CNC Ver.9 Koike with 21" Panel PC
CAD/CAM software	2 Licenses, 1 included in CNC control panel
Wireless mouse and keyboard	Included

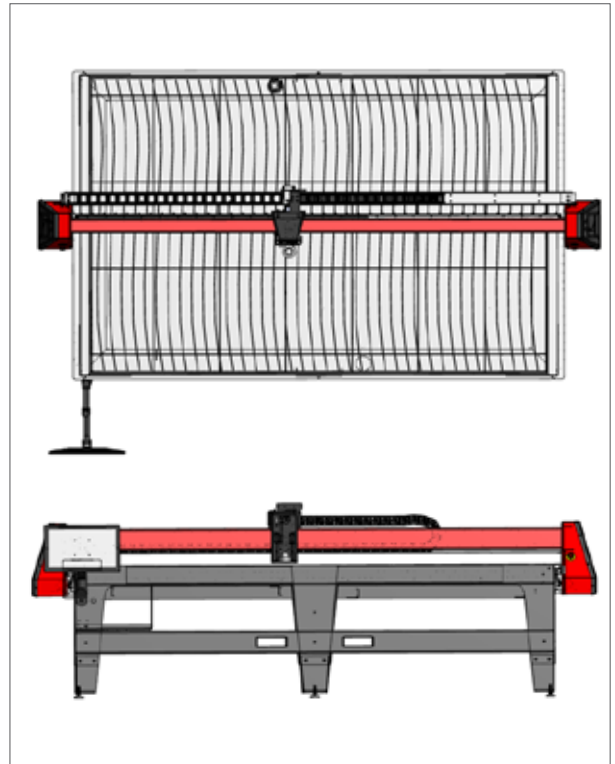
CAD/CAM/CNC functions

DXF/DWG import	Standard
Image import	Standard
True Shape Nesting	Standard
Lead-in / Lead-out editing	Standard
Automatic lead-in on restart	Standard
Plasma torch height control	Standard

More functions available as standard. Contact Koike for details

Drive System

Stepper motors	6.7N-m NEMA-34
Gear reduction	Precision 10:1 gearboxes
Linear guidance	25mm Profile linear rail, 30mm gantry
Driving system	Direct drive helical rack and pinion



Service and Aftersales

Installation and training of the ShopPro and the software is part of our services but it does not end after that. Our service engineers will be available to remotely assist you in case of questions. Consumables and replacement parts are mostly available from stock in Zaandam (Netherlands).



EMEA Sales and service

FRANCE

KOIKE FRANCE S.A.R.L.
ZAC de la Vallée de L'aunelle
RN Cellules C1 à C4
59144 Wargnies-Le-Grand
T : +33 327304343

GERMANY

KOIKE EUROPE B.V. Germany Branch Office
Im Löchel 2
35423 Lich-Eberstadt
T : +49 6004916930

ITALY

KOIKE ITALIA Srl
Via Papa Giovanni XXIII, n 45
20053 - Rodano (Milano)
T : +39 0295328717

UAE

KOIKE MIDDLE EAST FZE
SAIF Zone Sharjah - UAE
P.O. Box 122978
T : +971 561177615

NETHERLANDS

KOIKE EUROPE B.V.
Grote Tocht 19
1507 CG Zaandam

T +31 (0)75 612 72 27
F +31 (0)75 612 34 61

info@koike-europe.com
www.koike-europe.com

 **KOIKE**
Your cutting needs – achieved.